



Consumer Response Group

6500 W. Cortland Street * Chicago, IL 60707 * Phone: 773-889-8870 * FAX: 773-622-2269

October 25, 2005

Page 1 of 3

TECHNICAL SERVICE BULLETIN 10043

MODEL(S): 150GTL, 200GTL

DESCRIPTION: Receiver overloads when receiving a strong signal, resulting in distorted audio. In addition there may be a warble in the modulation when transmitting (which the customer might describe as a popping sound during transmit).

ACTION: RF is bleeding into the receiver front-end. Apply the following fix:

For both the 150GTL and 200GTL, install a 1 μ F electrolytic capacitor across C607. (From C607 to ground)


For the 150GTL see page 2 for details

For the 200GTL see page 3 for details.


ADJUSTMENTS: None.

NOTES: None.

150GTL



Scrape to expose the circuit traces as indicated above. The large copper area is ground.




Solder the capacitor as shown. Be sure to observe polarity.
Put some glue under the capacitor so that it cannot move.


Technical Service Bulletin 10043

Page 3 of 3

200GTL



Scrape to expose the circuit traces as indicated above. The large copper area is ground.



Solder the capacitor as shown. Be sure to observe polarity.
Put some glue under the capacitor so that it cannot move.